

**COMPRESSOR**

Displacement (cm <sup>3</sup> )	12
Diameter (mm)	29.3
Stroke (mm)	17.8
Net Weight (Kg)	11.5
Oil type	ISO VG 22 ESTER
Oil charge (cm <sup>3</sup> )	400

**MOTOR**

Approximate Power (CV)	1/3
Voltage/Frequency (V/Hz)	220V 50Hz
Voltage range (V)	198-264
Code	61.546
Type	CSIR
Phase number	1 PH
Locked rotor current (A)	11.1
Main W. resist. at 25°C (Ω)	7.44
Start W. resist. at 25°C (Ω)	33.95

**APPLICATION**

Application	Low back pressure
Refrigerant	R134a
Evaporating (°C)	-35 to -10
Expansion	Capillar/Valve
Comp. cooling	Fan cooled
Max. ambient temp. (°C)	43

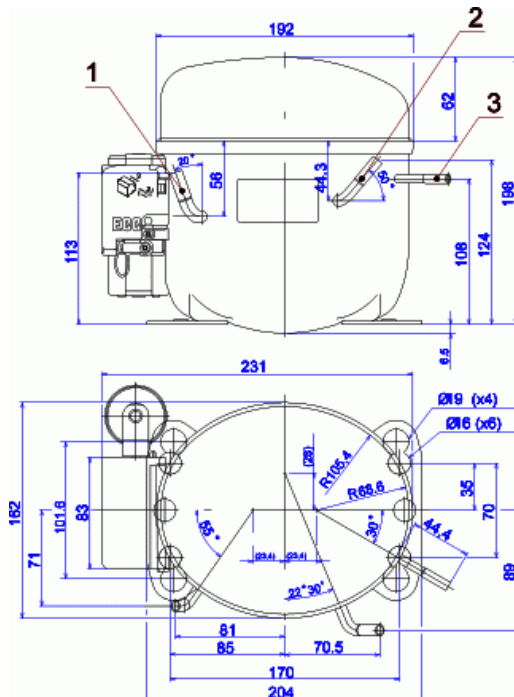
NOMINAL PERFORMANCE	CYCLE A	CYCLE B
Cooling capacity (kcal/h)	164	225
Input power (W)	217	230
EER (kcal/Wh)	0.75	0.97
COP (W/W)	0.87	1.13
Current (A)	1.55	1.59

**TEST CONDITIONS**

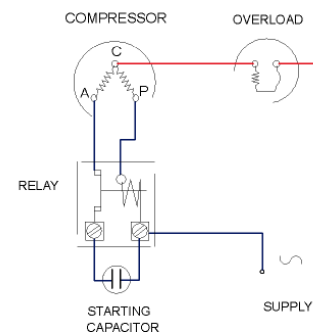
Evaporating temp. (°C)	-25.0	-23.3
Condensing temp. (°C)	55.0	55.0
Liq.t. entering expan. (°C)	55.0	32.0
Ambient t. and return (°C)	32.0	32.0
Tens/Freq (V/Hz)	220V 50Hz	220V 50Hz

**ELECTRICAL COMPONENTS**

Relay	2014 138.	
Pick-Up (A)	6,10	
Drop-Out (A)	5,20	
Protector	MRP61AMK	T0138
Current (A)	7.8	7.7
Time check (seg)	7.5-14	7.5-14
Disc temp. (Open/Close) (°C)	105.0 / 61.0	105.0 / 62.0
Starting capacitor (μF/V)/F/V)	47- 56 / 250	

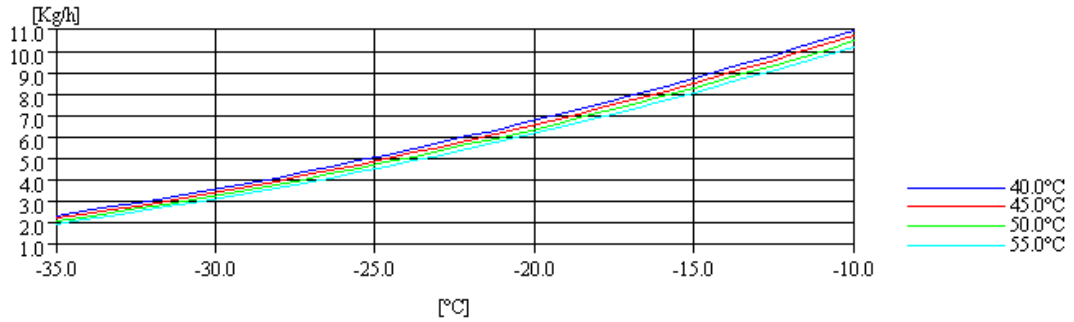
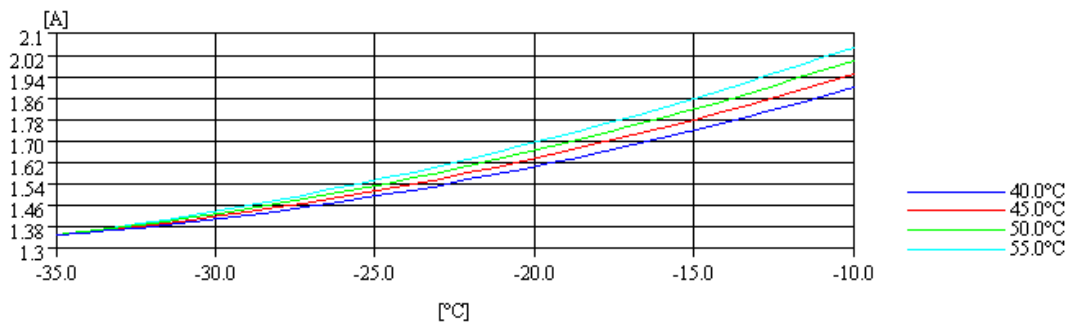
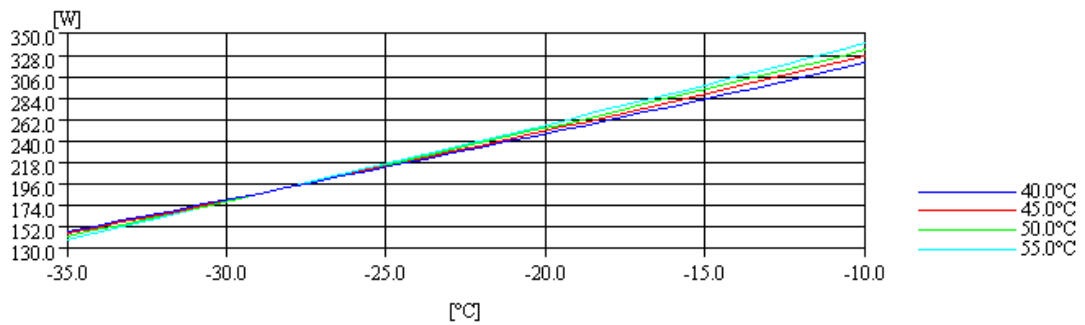
**DIMENSIONS AND ELECTRICAL DIAGRAM**


DESIGNATION	INTERNAL DIAM. (MM)
1 Suction/Service	8,1
2 Service/Suction	8,1
3 Discharge	6,5

**CSIR**


**TEST CONDITIONS**

Voltage/frequency	220V 50Hz
Ambient t. and return	32 °C
Liq.t. entering expan.	Subcooling at 32 °C

**MASS FLOW**

**INTENSITY**

**CONSUMPTION**

**COOLING CAPACITY**
