

Condensing Unit Technical Data Sheet

Model CMS26FB_N
Voltage 220-240V 50Hz ~1
Refrigerant R404A

APPLICATION

Application Low Back Pressure
 Refrigerant R404A
 Evaporating Temp. -40,0 °C to -10,0 °C
 Expansion Capillar/Valve
 Comp. Cooling Fan cooled
 Max. ambient temp. 43,0 °C

COMPRESSOR

Displacement 25,93 cm³
 Diameter 39,98 mm
 Stroke 20,65 mm
 Oil type ISO VG 46 ESTER
 Oil charge 887 cm³

MOTOR

Nominal Power 3/4 hp
 Voltage/Frequency 220-240V 50Hz
 Voltage range 187-255 V
 Type CSR
 Phase number 1 PH
 Locked Rotor Amps (LRA) 31,50 A
 Max. Cont. Current (MCC) 7,30 A
 Main W. resist. at 25°C 2,63 Ω
 Start W. resist. at 25°C 6,29 Ω

NOMINAL PERFORMANCE

Cooling Capacity	1.400 W
COP	1,59 W/W
EER	1,36 kCal/Wh
Input Power	883 W
Current	3,97 A

ASHRAE

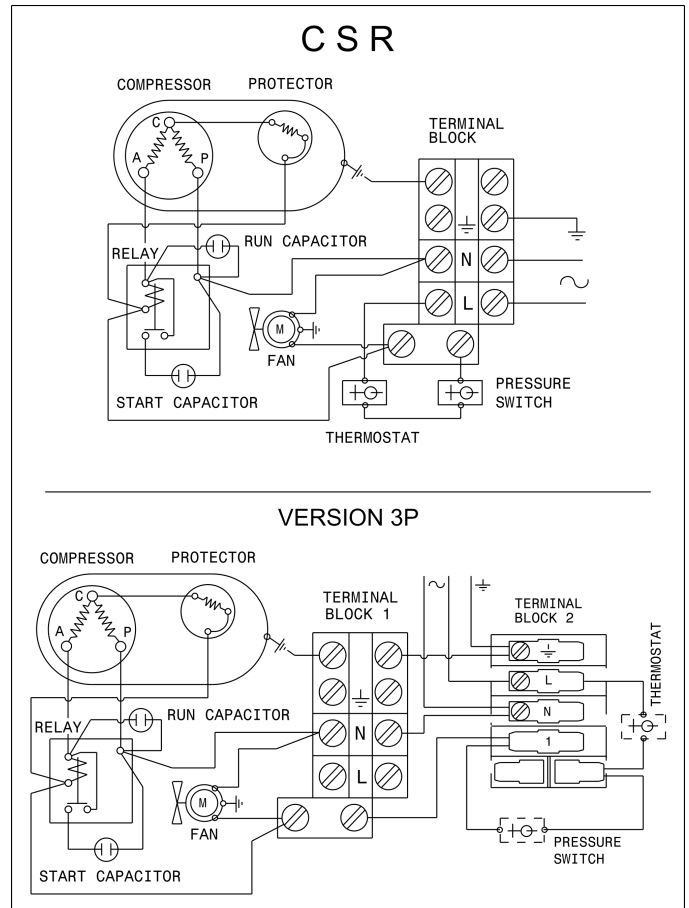
TEST CYCLE CONDITIONS

	LBP
Evaporating temp. (T _e)	-23,3 °C
Condensing temp. (T _c)	55,0 °C
Liquid temp. (T _{liq.})	32,0 °C
Ambient temp. (T _{amb.})	32,0 °C
Suction temp. (T _{suction})	32,0 °C
Voltage/Frequency	220 V 50 Hz

CONDENSER AND FAN DATA

Condenser type	CU-AL
Condenser model	12T 3R
Fan blade (Ø mm / °)	300 / 19
Fan motor	25W 220-240V 50/60Hz

WIRING DIAGRAM



REFRIGERATION CAPACITY (W) Evaporating Temperature (°C)

Model	Motor	-40	-35	-30	-25	-23.3			-10
						W	Winp	A	
CMS26FB_N	CSR	523	690	1028	1287	1400	883	3.97	2217

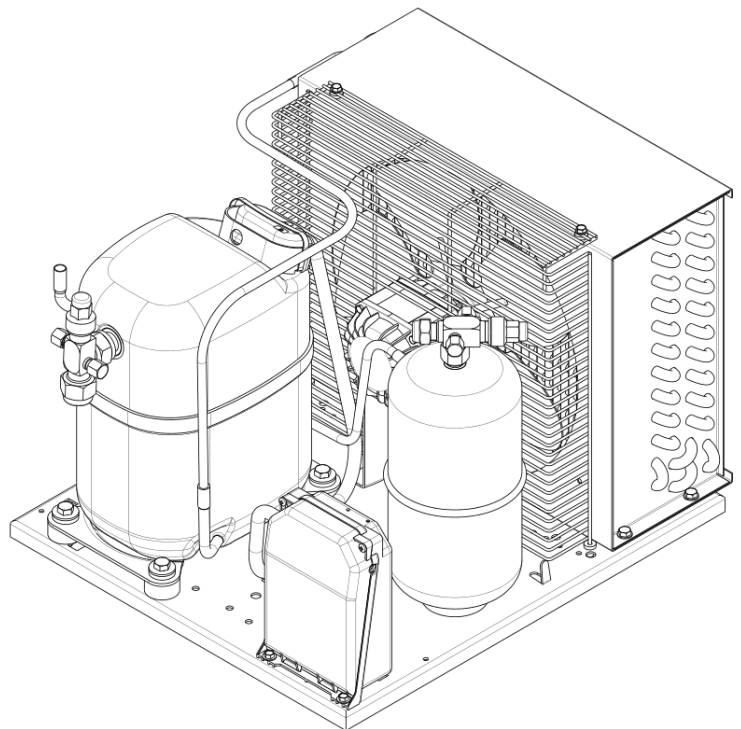
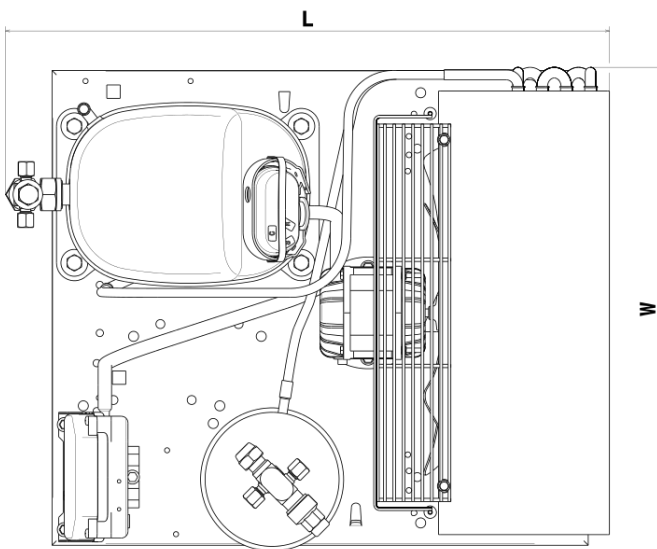
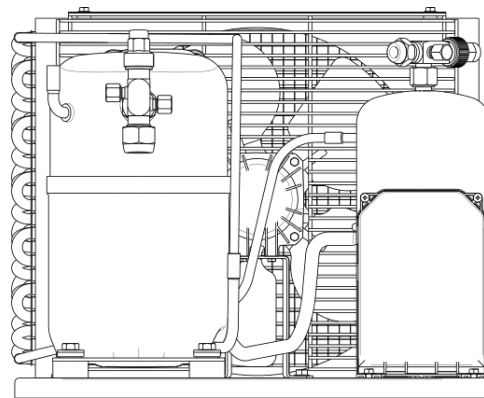
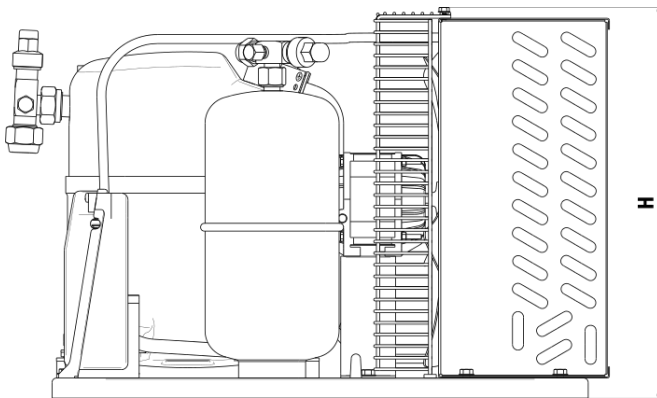
ASHRAE LBP: Condensing temperature: 55°C, Liquid temperature: 32°C, Suction temperature: 32°C, Ambient temperature: 32°C

Condensing Unit Technical Data Sheet

VERSIONS

VERSION 1	VERSION 2	VERSION 3	VERSION 3P	VERSION 4
Tube	Service valve	Service valve and receiver	Service valve, receiver, pressure switch	Schrader valve on the service port
Suction tube internal diam.: 12,7 mm Discharge tube internal diam.: 8,0 mm Net Weight: 36,5 Kg	Suction valve: 1/2" Discharge valve: 3/8" Net Weight: 37,4 Kg	Receiver vol.: 2,4 l Suction valve: 1/2" Discharge valve: 3/8" Net Weight: 39,0 Kg	Receiver vol.: 2,4 l Suction valve: 1/2" Discharge valve: 3/8" Net Weight: 40,1 Kg	Suction tube internal diam.: 12,7 mm Discharge tube internal diam.: 8,0 mm Net Weight: 36,5 Kg

DIMENSIONS (Version 3 drawing)



VERSION 1-4 (WxLxH) (mm)	VERSION 2 (WxLxH) (mm)	VERSION 3 (WxLxH) (mm)	VERSION 3P (WxLxH) (mm)
430x485x355	430x525x355	430x525x355	430x525x355