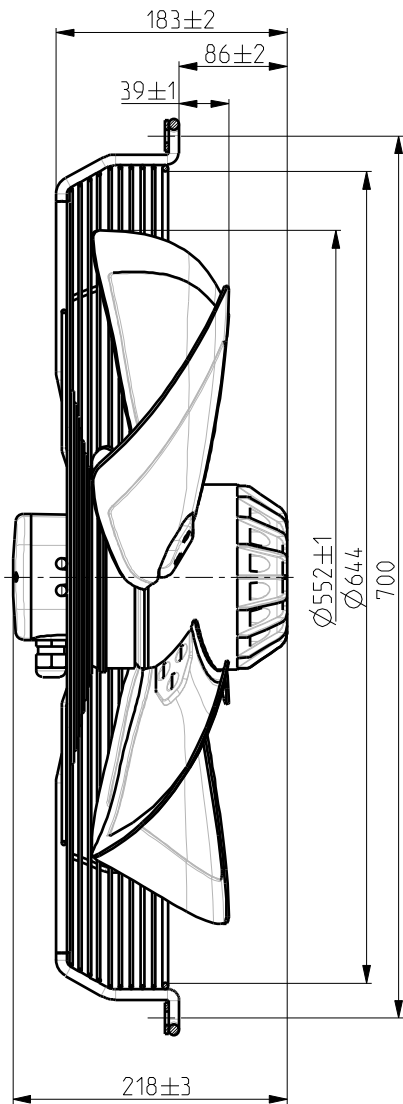
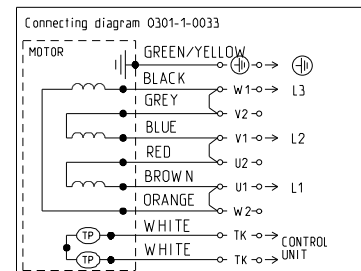
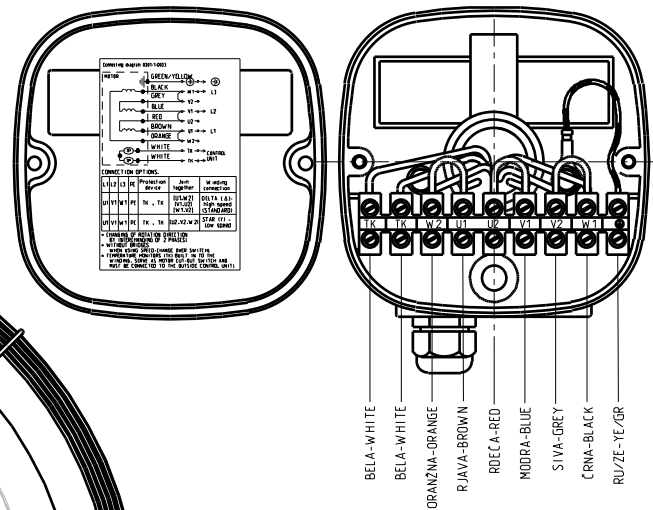
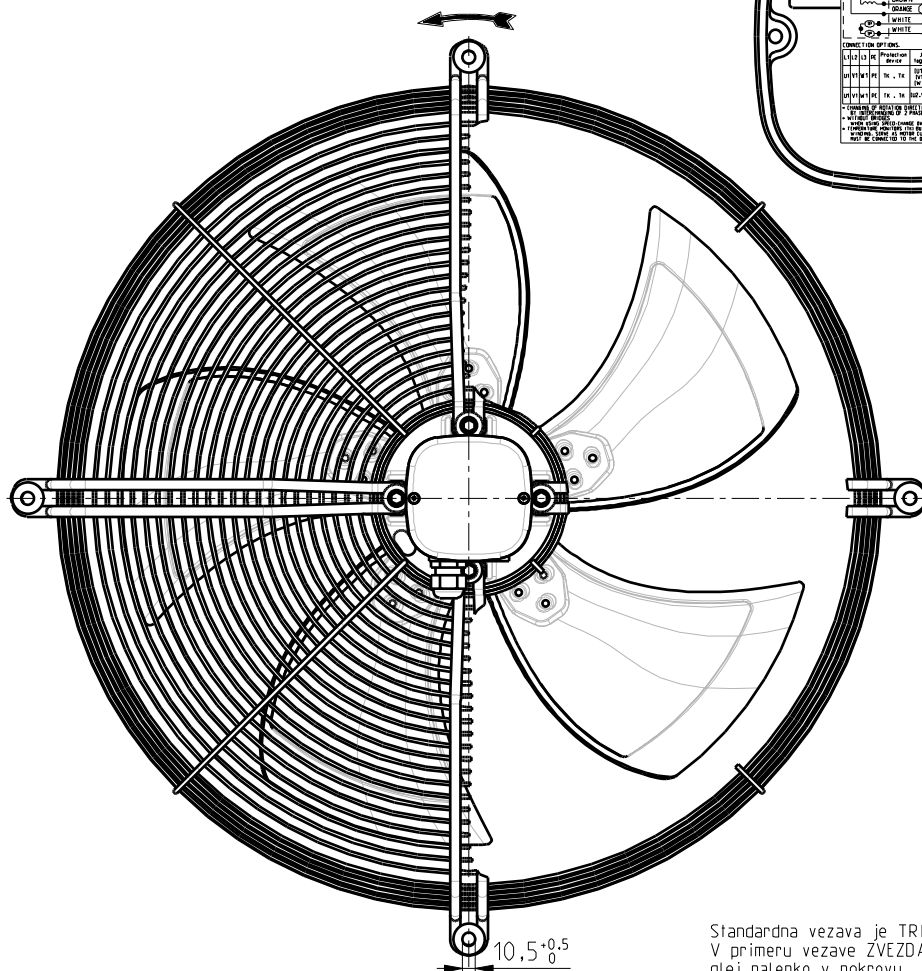


Vsak prenos tretjim osebam in uporaba v nedogovorjene namene ni dovoljen.
 This document must not be copied without our written permission and/or transferred to a third party for any unauthorized purpose.



← SUCKING
 AIRFLOW DIRECTION
 SMER ZRAKA



CONNECTION OPTIONS:

L1	L2	L3	PE	Protection device	Join together	Winding connection
U1	V1	W1	PE	TK, TK	[U1,W2] [V1,U2] [W1,V2]	DELTA (Δ) - high speed (STANDARD)
U1	V1	W1	PE	TK, TK	[U2,V2,W2]	STAR (Y) - low speed

- CHANGING OF ROTATION DIRECTION BY INTERCHANGING OF 2 PHASES!
- WITHOUT BRIDGES
- WHEN USING SPEED-CHANGE OVER SWITCH!
- TEMPERATURE MONITORS (TK) BUILT IN TO THE WINDING, SERVE AS MOTOR CUT-OUT SWITCH AND MUST BE CONNECTED TO THE OUTSIDE CONTROL UNIT!

Standardna vezava je TRIKOT Δ
 V primeru vezave ZVEZDA Y
 glej nalepko v pokrovu
 Standard connection scheme is DELTA Δ
 If required STAR Y see the
 connection diagram in the cover

HTM MADE IN SLOVENIA **CE** DATE
 R13R-5630HA-6T2-7008
 3~400V D/Y 50Hz 380/250W 0.85/0.44A
 910/760RPM IP54 INS.CL.F TH.PROT.
 ROT. → 0313-4-1058

		NETOLER/BRANC MERE UNTOLERANCED DIM.	ISO 2768-m	MERILO/FORMAT 1:4 / A3	
		POVRŠINSKA ODB. SURFACE TEXTURE	MATERIAL		
RIZAL		DATUM	PODPIS	NAZIV: VENTILATOR Hef R13R-5630HA-6T2-7008	
PROJEKTIRAL		05-Jun-2006	Uros K.	NODA: 0313-4-1058 0313-4-1058	
POTRIBIL ROTOMATIKA MOTORS		05-Jun-2006	Matej B.	VERZIJA: REV:	
POTRIBIL SVE LIVARSTVO				LIST: SHEET:	
POTRIBIL SVE KARKLE				1	
POTRIBIL ROTOMATIKA FANS				OD: OF:	
POTRIBIL				1	

Opomba:
 Vzmetna ploščica na kabelski strani.
 - navodilo za kontrolo ventilatorja 0301-1-4397
 - checking instruction 0301-1-4397