


EC3-D72/ D73 Superheat & Digital Scroll Controller

Technical Bulletin

The EC3-D7x series is a stand-alone universal superheat controller with a built-in synchronization control for the Copeland Digital Scroll. It is suitable for air conditioning, refrigeration and industrial applications such as chillers, industrial process cooling, rooftops, heat pumps, package unit, close control, cold room, food process and air driers.

The EC3-D72 offers remote access with built-in TCP/IP Ethernet communications and WebServer functionality. Any standard Webbrowser (e.g. Microsoft Internet Explorer® or Mozilla Firefox) can be used for monitoring or parameter setting.

The EC3-D73 is exactly the same in its functionality but has no network communications.



EC3-D72/ D73

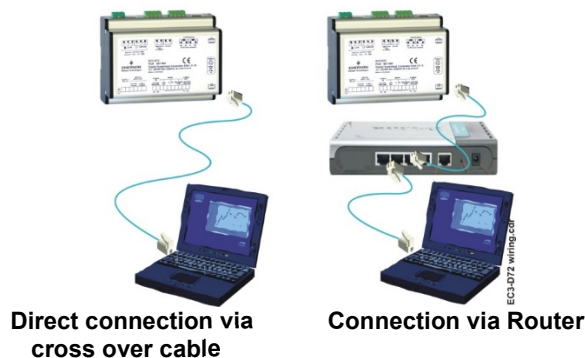
Features Controller

- Superheat control in conjunction with EMERSON Controls stepper motor driven Electrical Control Valves EX4...EX6
- Synchronization of the PWM solenoid valve used for variable capacity control of the Copeland Scroll Digital
- Limitation of evaporating pressure (MOP)
- Low and high superheat alarm
- Low pressure switch function/alarm
- Freeze protection function/alarm
- Pump down function
- Feed through of 4...20 mA signal from the evaporator pressure sensor to analogue output. This may also be connected to pressure input of any other controller to avoid need for multiple pressure sensors.
- Monitoring of sensors and sensor wiring and detection of sensor and wiring failures
- Intelligent alarm management in order to protect the compressor i.e. fail-safe operation
- Integral rechargeable battery to close the Electrical Control Valve in case of power loss
- Electrical connection via plug-in type screw terminal
- Aluminum housing for DIN rail mounting

Features ECD-002 Display Unit

- Front panel mounted interface for parameter and status readout and controller setup via keypad
- Indicator LEDs for valve opening/closing, external ON and alarm

Temporary for set-up, start-up and service



Direct connection via cross over cable

Connection via Router

Selection table Controller

Description	Type	Part No.
Superheat Controller EX4-6		
Stand alone Controller	EC3-D73	807804
Stand alone Controller Kit*	EC3-D73 Contr. Kit	808041
Stand alone (24V)	EC3-D73	807809
Controller with TCP/IP communication	EC3-D72	807805
Controller with TCP/IP communication Kit*	EC3-D72 Contr. Kit	808042
Controller with TCP/IP communication (24V)	EC3-D72	807808
Terminal Kit EC3-D7x	K03-331	807648

Note: *) Kits contain terminal kit, pressure transmitter PT5N-07M with cable assembly, NTC sensor TP1-NP6, transformer ECT-623

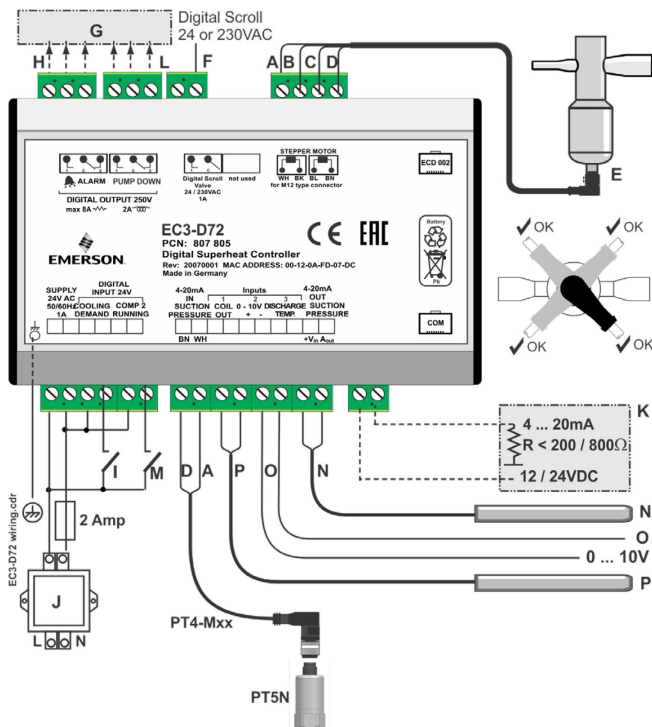
EC3-D72/ D73 Superheat & Digital Scroll Controller

Selection table Accessory

Description	Type	Part No.	Picture
Optional Display Unit			
Connection cable EC3 to ECD-002 (1.0m length)	ECC-N10	807860	
Connection cable EC3 to ECD-002 (3.0m length)	ECC-N30	807861	
Connection cable EC3 to ECD-002 (5.0m length)	ECC-N50	807862	
Temperature Sensors NTC			
Cable length 3.0 m	TP1-NP3	804489	
Cable length 6.0 m	TP1-NP6	804490	
Cable length 12.0 m	TP1-NP12	804491	
Pressure Sensors			
Sensing pressure range -0.8...7 bar (7/16-20UNF connection)	PT5N-07M	805350/M	
Sensing pressure range 0...18 bar (7/16-20UNF connection)	PT5N-18M	805351/M	
Sensing pressure range 0...30 bar (7/16-20UNF connection)	PT5N-30M	805352/M	
Sensing pressure range -0.8...7 bar (brazing connection)	PT5N-07T	805380/M	
Sensing pressure range 0...18 bar (brazing connection)	PT5N-18T	805381/M	
Sensing pressure range 0...30 bar (brazing connection)	PT5N-30T	805382/M	
Plug and cable assembly for pressure sensor			
Cable length 1.5 m	PT4-M15	804803/M	
Cable length 3.0 m	PT4-M30	804804/M	
Cable length 6.0 m	PT4-M60	804805/M	
Transformers 230VAC Input, 24V output, Din rail mounting			
For one set of controller and valve	25 VA	ECT-323	804424
For two sets of controllers and valves	60 VA	ECT-623	804421
Others			
Replacement Battery Kit.	EC3-Bat	807790	

Note: M = Multipack, PT5N-xxx- 25 pcs., PT4-Mxx – 20pcs.

Wiring Diagram



- A: White wire B: Black wire
 - C: Blue wire D: Brown wire
 - E: Plug cable assembly EXV-Mxx for connection to EX4-6
 - F: 24/230V Triac output for Copeland Digital Scroll solenoid valve
 - G: Remote control panel, system controller
 - H: Alarm relay, dry contact. Relay coil is not energized at alarm condition or power off
 - I: Digital input 1: "Cooling demand"; Digital Scroll compressor is running: 0V/open = Stop; 24V/closed = Start
 - J: Transformer Class II, 24VAC secondary / 25VA
 - K: Third party controller (can use the analog output signal from EC3)
 - L: Pump down relay, dry contact. Relay is energized during normal operation
 - M: Digital input 2: "Comp. 2 running"; 0V/open = Comp2 stop; 24V/closed = Comp2 running.
 - N: Discharge Temp. Sensor
 - O: 0-10V Digital Scroll capacity demand signal from system controller
 - P: TP1-NP... Coil out sensor
- ⚠ The use of the relay is essential to protect the system in case of power failure if the communications interface or the ECD-002 are not utilized
- ⚠ The internal resistor of third-party controller must fulfill the following conditions:
 $R \leq 200 \Omega$ if the supply voltage is 12VDC
 $R \leq 800 \Omega$ if the supply voltage is 24VDC

EC3-D72/ D73 Superheat & Digital Scroll Controller



Technical Data EC3-D72/D73

Supply voltage	24 VAC ±10%, 50/60 Hz, 1 A
Digital input	24 VAC ±10%, 50-60 Hz 24 VDC ±10%
Power consumption	25 VAC max. including connected ECV and display/keyboard
Internal battery charging time	Approximately 2 hours if battery is fully empty
Plug-in connector size	Removable screw version wire size 0.14 ... 1.5 mm ²
Ground connection	6.3 mm spade earth connector

Applied directives EMC LVD RoHS	EN 61326, EN 50081, EN 61000-6-2, EN 61000-4-2, EN 61000-4-3, EN 61000-4-4, EN 61000-4-5, EN 61000-4-6, EN 61000-4-11
Temperature storage operating	-20...+65 °C 0...+60 °C 1...+25 °C for optimum battery life
Humidity	0...80% r.h. non-condensing
Mounting	DIN rail mounted
Weight	~ 800 g
Markings	

Inputs and Outputs EC3-D72/D73

Description	Specification (24/230V) Part No. 807805, 807804	Specification (24V) Part No. 807808, 807809
NTC Temperature input	TP1-NPx 10kΩ at 25 °C	
Pressure sensor input	PT5N-07x/18x/30x 24VDC, 4 ... 20mA	
Analog output (evaporating pressure fed-through signal) Deviation from input signal	4...20mA Requires 12 or 24 VDC ±8% max	
Digital input	0 / 24 VAC/DC	
Output relay	SPDT contacts, AgCdO Max. rating: Inductive 2 A, Resistive 8 A	SPDT contacts, AgCdO, Max. rating: Inductive 2 A, Resistive 8 A
Output Digital Scroll Triac	24 V or 230 V AC output to activate PWM valve on Digital Scroll	24 V AC output to activate PWM valve on Digital Scroll
Stepper motor output	for EX4-6 Electrical Control Valves	
Connection to ECD-002	RJ45	
TCP/IP communication	RJ45 (EC3-D72 only)	



Technical Data ECD-002 Display Unit

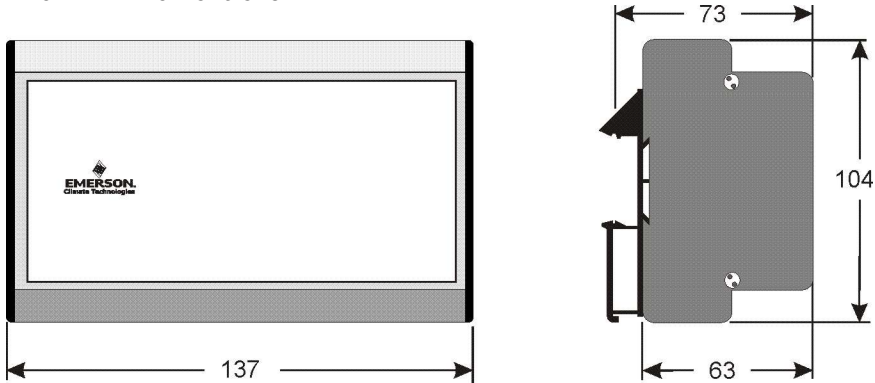
Supply	From EC3 Series Controller via connecting cable
LED indicators Display LED	Valve opening, valve closing, alarm, demand
Display LED	Numeric segmental display, 2½-digits, red, with automatic decimal point between ±19.9, switchable between °C and °F
Connecting cable	ECC-Nxx or standard CAT5 patch cord with RJ45 connectors

Temperature Storage operating	-20...+65 °C 0...+60 °C
Protection class	IP 65 (front protection with gasket)
Humidity	0 ... 80% r.h. non-condensing
Mounting	Panel mount (71 x 29 mm cutout)
Weight	~ 52 g
Markings	

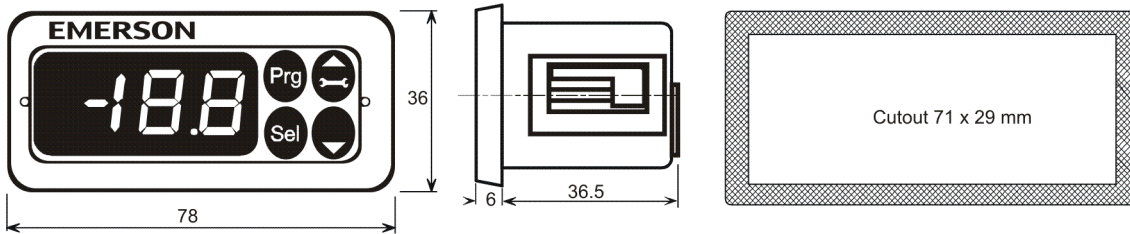
EC3-D72/ D73 Superheat & Digital Scroll Controller

Dimensions (mm)

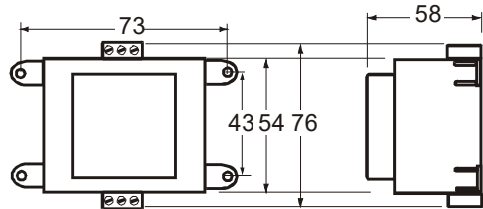
EC3-D72 / D73 Controller



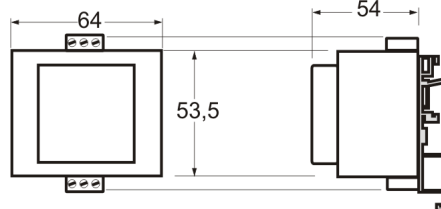
ECD-002 Display Unit



ECT-626



ECT-323



EC3-D7x_TB_EN_1020_R00.docx

Emerson Climate Technologies GmbH shall not be liable for errors in the stated capacities, dimensions, etc., as well as typographic errors. Products, specifications, designs and technical data contained in this document are subject to modification by us without prior notice. Illustrations are not binding.

The Emerson Climate Technologies logo is a trademark and service mark of Emerson Electric Co. Emerson Climate Technologies Inc. is a subsidiary of Emerson Electric Co.

EMERSON. CONSIDER IT SOLVED.